



Digital Small Practice




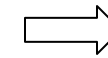
Capture



Process



Display



Store



X-Ray captures patient images using phosphor plates and CR cassettes instead of film



CR system scans phosphor plates & creates digital DICOM images which are sent over the network



Digital Viewer supports high-resolution monitors & features software diagnostic tools



Facility burns DVDs for long-term storage & single patient CDs for referring doctors